



# CLIPSTONE™

Mortarless Stone Veneer You Install Yourself  
**It's That Easy**





**EASE AND SPEED OF INSTALLATION AND LESS WASTE** is what contractors, remodelers and experienced DIYers enjoy most about ClipStone. With simple common tools, you can add any amount of ClipStone to your wall to turn it into a professionally completed project. ClipStone is perfect for exterior or interior installation and can be installed in any weather conditions.

Front Cover: Ash ProStack & Ledgestone

This Page: Teton Grey ProStack

# CLIPSTONE™




“WE LOVE HOW PEOPLE ALWAYS SEEM TO STOP AND ASK ABOUT OUR STONE WORK, HOW WE DID IT, AND COMPLIMENTING HOW BEAUTIFUL IT LOOKS.”

Left to right: Sand ProStack; Black Creek Ledgestone; Poinset Ledgestone





## Overview and Installation



Mounting clips are embedded within ClipStone so you can securely install onto the wall without the need to hit a stud when properly installed according to installation instructions.

ClipStone is an innovative, easy-to-install stone veneer. It's also a very smart choice. With simple common tools, you can turn a plain boring wall into an eye-catching, professional-looking stone wall.

Because these are individual stones, you will enjoy added design flexibility – and no more obvious long seams that are the result of many stone panels on the market today.

ClipStone goes up one at a time, just like traditional stone installed by a professional mason. Except you don't need the mason!


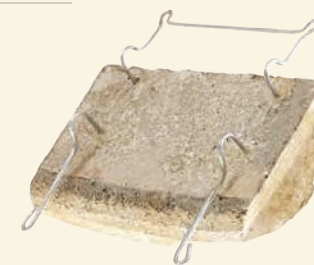


See installation videos as well as tips at [www.myclipstone.com/stone-veneer-video-tips](http://www.myclipstone.com/stone-veneer-video-tips)

Designed with our patented clip, each ClipStone is raised slightly off the wall to allow the wall to breathe. This provides a game-changing drainage plane in exterior applications.

### Easy to install

Individual ClipStones help you reduce any waste on your project since individual stones require less cutting



ClipStone stacks into place one after the other with ease

Corners are reversible for easy installation



Using ClipStone, there is no mortar or mess, but there is a simple way to transform virtually any wall space in your home or business. The easy-to-install stone veneer is simple and beautiful, providing the elegance and charm you've always wanted, without all the hassle.

ClipStone requires no maintenance, no sealing, no painting or ongoing cleaning and is backed by a 50 Year Limited Product Warranty.

# CLIPSTONE™






# Design and Benefits

Choose from the LedgeStone or ProStack style in a color that is sure to add warmth and beauty to your home, or even mix and match styles to create your own custom look. Then install ClipStone with some common tools and materials. It's that easy.

## easy to install

- No masonry skills required
- No special tools needed
- No foundation required
- Lightweight, mechanical fastening system
- No mortar, no mess
- No metal lath required
- No need to find studs when properly installed according to installation instructions.
- Can be installed in all weather conditions
- Easy cleanup



## worry free

- Durable product
- Requires no maintenance
- No sealing, painting or cleaning required
- Backed by a 50 Year Limited Product Warranty



## simply beautiful

- Replicates the look of natural stone without the expense
- The beauty of stone masonry without any of the hassles
- No panelized look
- Overlapping stones provide natural joint look
- Variety of styles available
- Easy retrofit to any existing interior home or exterior cladding
- Dress up your curb appeal



## great performance

- Built-in, patented water management system
- Significant air circulation behind the stone veneer
- Overlapping stone edges minimize gaps between stones
- Universal corners can be used in either direction
- Starter strip has built-in weep flashing




## increase profits

- More margin per square than siding
- Separate yourself from the competition
- Install yourself with your own common tools
- Easy upgrade option for your customers

# It's That Easy

## Individual Stones

Because ClipStone are individual stones, you have added design flexibility. Just like traditional stone installed by a professional mason.



## Easy Installation

Simply put a screw in each eyelet to attach to your wall.

## Tight Fit

Bottom clips easily guide ClipStone into place and create a tight fit after it's screwed into the wall.

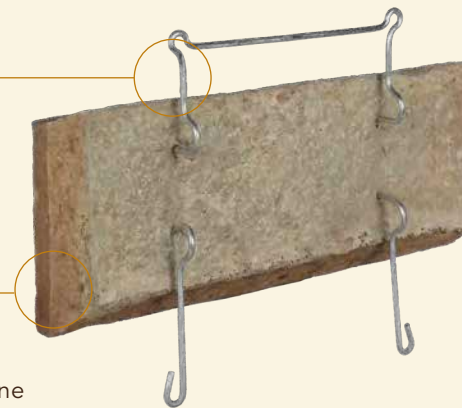
## Patented Clips

### Patented Mounting Clips

Mounting clips are embedded within each ClipStone so you can securely and easily install onto the wall.

### Bevel Design

The sides of each ClipStone are designed with a bevel to provide maximum flexibility to position the stone on the wall correctly when installing.



## Designed to Breathe

### Built-In Drainage Plane

Each ClipStone is automatically raised off the wall to create a built-in drainage plane and allows the wall to breathe in exterior applications.

### Patented Flanges

ClipStone takes the error out of installation with patented flanges so your rows of coursing always look professional and the stones look perfectly stacked.





# Styles and Colors

Choose from the LedgeStone or ProStack style in a color that is sure to add warmth and beauty to your home, or even mix and match styles to create your own custom look. Then install ClipStone with some common tools and materials. It's that easy.



Osceola LedgeStone



Teton Grey LedgeStone



Ash LedgeStone



Osceola ProStack



Teton Grey ProStack



Ash ProStack



Willow Peak LedgeStone



Black Creek LedgeStone



Walnut LedgeStone



Black Creek ProStack



Walnut ProStack



Black Rundle ProStack



Black Rundle LedgeStone



Tan LedgeStone\*



Poinset LedgeStone



Sand LedgeStone\*



Tan ProStack\*



Poinset ProStack



Sand ProStack\*

*\*Tan and Sand are available in US only.*

## LedgeStone Sizes

- LedgeStone flats: 4" tall pieces with lengths from 6" up to 17"
- LedgeStone corner pieces: 8"-10" lengths

## ProStack Sizes

- ProStack flats: 4" tall pieces with lengths from 8", 12" and 16"
- ProStack corner pieces: 8"-12" lengths



## Corners

Available in all styles and colors



# ClipStone Accessories

**CLIPSTONE™**



Accessories give your wall that polished, professional look. Besides our reversible corner pieces, we have stone to cap off your wainscot, stone to surround your outlets, stone to trim your edges, and even stone to add a mantel to your wall.


Accessories are available in 5 colors:



cream



smoke



black



light grey



walnut



## DECORATIVE SILLS FOR WINDOWS AND WAINSCOT CAP

20" long x 2.25" back height x 1.75" front height x 3" depth



## DECORATIVE SILL / WAINSCOT CORNERS

8" x 8" in leg length, 2.25" back height, 1.75" front height x 3" depth



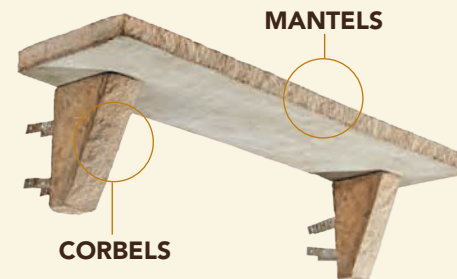
## HEARTH STONES

20" x 20" (Thickness: 2")



## UNIVERSAL TRIM STONE

12" tall x 3" wide x 3" depth



MANTELS

CORBELS

Mantels: 5' x 12" (Thickness: 2")

Corbels (Mantel mounting brackets): 10" tall x 6.5" long x 3.5" wide



## ELECTRIC OUTLET BOX


## LIGHT BOX

### Electric Outlet Box Stone:

6" wide x 8" tall (with centered opening for standard sized gang box)

### Light Box Stone:

10" wide x 12" tall (with centered opening for a round outlet box)



## STARTER STRIPS

5' Strips



Ash ProStack with Smoke Outlet Stone

Download complete list of sizes at: [myClipStone.com/stone-veneer-colors-styles](http://myClipStone.com/stone-veneer-colors-styles)



# FACTS

According to *Remodeling Magazine's* Cost vs Value Report this year, a manufactured stone veneer project retains 97.1% of its value, making stone remodels a smart investment on any home's curb appeal or interior accent wall.

ClipStone is backed by a 50 year limited warranty so you can rest assured we stand by what we make. ClipStone meets all required International Building Codes as well as International Residential Codes as evaluated by IAPMO Uniform Evaluation Service. ClipStone is made of concrete, and iron oxide pigments create the natural coloring, so the stone face does not fade like other siding materials, and never needs to be painted. Try ClipStone once and let the beauty speak for itself.



Walnut ProStack

## EXPERIENCED DIY

- Those handy with a drill and don't mind cutting a few stones with a hand grinder will enjoy what they can accomplish with ClipStone.
- ClipStone are individual stones, not panels. Get the aesthetic of real stone veneer, added value and curb appeal to your home. All thanks to you.
- ClipStone makes projects like accent walls and wainscots in your home more accessible, with tools an experienced DIYer would already have, without the learning curve that comes with panels.
- Since no mortar is needed to install ClipStone, you'll notice there is little mess to clean up once your project is completed.

## REMODELERS

- ClipStone's intelligent water management system and mechanical fastener means your client will not have to worry about many traditional masonry issues. ClipStone also carries a 50-year warranty so the only thing left to worry about is which color will look best.
- Since ClipStone uses a mechanical fastener, you will never need to return to the project to fix a stone that has fallen off.
- ClipStone's mechanical fasteners also mean there's no mortar needed, so it can be installed in cold weather conditions without precautions – unlike traditional mortared applications.
- There is also less waste, compared to panelized stones, so you save on cost and materials.

## SIDING CONTRACTORS

- Work out of your existing toolbox. You can transition from siding to stone without changing your crew, your tools, or your schedule.
- By installing just 2 squares of ClipStone, you can recuperate up to 89% ROI on a home. Only insulation and steel entry door replacements can beat that high of a return.
- Every contractor knows time is money. ClipStone lets you add stone veneer in a fraction of the time of installing mortared stone.
- Contractors love the innovative easy installation, and homeowners love mixing their own colors and styles. Ask us about our case studies to show you how you can make more money just by installing ClipStone on your jobsite.





# Simple and Beautiful



Add warmth and charm to your kitchen walls with a variety of colors and styles to choose from.



Tan Ledgestone




Surround your fireplace with ClipStone for a professional quality look.



Sand ProStack

With ClipStone being so easy to install, there are unlimited ways you can transform walls with the beauty of stone veneer. The clips in ClipStone hold the stone approximately 1/2" off the wall and the stone veneer ranges from 2 inches to 3 1/2 inches thick, or a total of 2 1/2" to 4" due to the texture of the stone.



Tan Ledgestone

The curb appeal of ClipStone is breathtaking and adds immediate value to the home.







# CLIPSTONE™



Left to right: Teton Grey ProStack; Tan LedgeStone; Ash ProStack and LedgeStone

manufactured by



Copyright © 2021, Environmental Materials, LLC. Lit# ESW-274 06/2021