




Ask your local Reed's Sales Representative which products are available for same day delivery and how this product can best suit your project.



Description

For generations, 5-V roofing has been used on farm buildings and other rural projects. Today, many homeowners recognize that the timeless appeal is ideal for homes as well. Our 5-V profile is especially popular in coastal areas such as Florida; because the enhanced "U" over "V" pattern of the design provides the ability to double lap the ribs for maximum water tightness.

Specifications

- Exposed fastener panel for roof or wall applications
- 3:12 minimum recommended roof pitch
- Suitable for solid wood decking or open wood or metal framing

Substrates and Coatings

- 26 or 29 gauge steel substrate
- AZ50 core for painted products
- AZ55 core for acrylic-coated galvalume
- 45-year silicone-modified polyester coil coating system (SMP) with no coastal set back; 45-year Trinar PVDF with no coastal set-back; or 35-year Kynar PVDF with coastal set-back. (PVDF only in 26 gauge, in limited locations.)

Finish Options

- Over 20 colors in stock
- Acrylic-Coated Galvalume

ALLOWABLE UNIFORM LOADS PER SQUARE FOOT

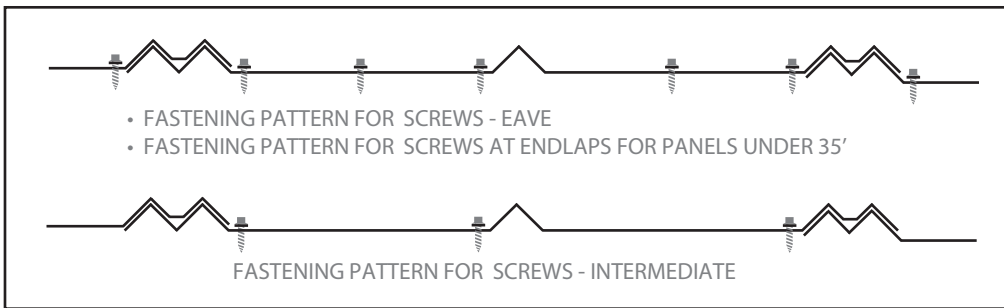
Maximum roof/purlin spacing 2' on center and maximum sidewall/girt spacing 3' on center.

SPAN (INCHES)	LIVE LOAD (lb/ft ²)							WIND LOAD (lb/ft ²)						
	12"	15"	18"	21"	24"	30"	36"	12"	15"	18"	21"	24"	30"	36"
29 Gauge	146	93	64	47	36	23	16	200	128	89	65	50	32	22
26 Gauge	200	128	89	65	50	32	22	267	170	118	87	66	42	29

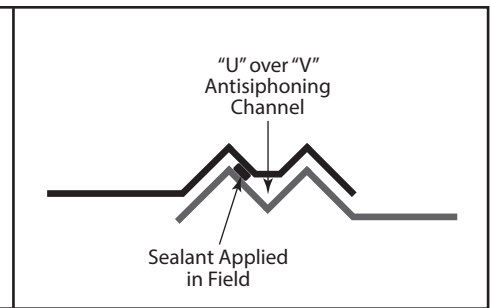
NOTES:

1. Theoretical allowable loads are based on section properties and allowables calculated in accordance with 2001 AISI Specifications.
2. Theoretical allowable loads are based on three or more uniform spans.
3. For roof panels, deduct self weight for actual 'live load' capacity of the panel.
4. These loads are for panel strength. Frames, purlins, decks and fasteners must be designed to resist all loads imposed on the panel.
5. Check local building codes if panel testing is required.

RECOMMENDED FASTENING PATTERN



PANEL OVERLAP



STORAGE

If the panels are not to be used immediately, store inside in a well-ventilated and dry location. Condensation or other moisture can form between the sheets during storage, causing white rust or water stains, which detract from the appearance of the product, and may affect the product's performance. To prevent white rust and staining, the following precautions should be taken:

1. Break the shipping bands on the metal and wipe the sheets dry.
2. Store metal on end or on an incline of at least 8" with support bands underneath to prevent sagging.
3. Fan sheets slightly at the bottom to allow for air circulation.
4. Keep the sheets off of the ground with an insulator such as wood.

Any outdoor storage is at the customer's own risk. If outdoor storage cannot be avoided, protect the metal using a canvas cover or waterproof paper. Never cover the metal with plastic as this will cause condensation to form.

BEFORE BEGINNING INSTALLATION OF THIS PRODUCT, READ OUR INSTALLATION INSTRUCTIONS.

** For more information, call (800) 581-4645 or visit our website at www.reedsmetals.com **