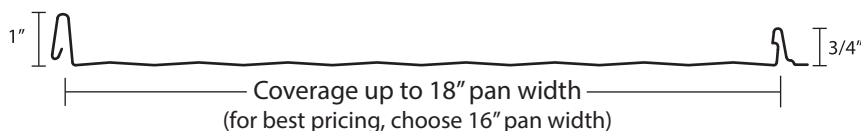


ADVANTAGE-LOK II



Ask your local Reed's Sales Representative which products are available for same day delivery and how this product can best suit your project.



Description

Standing Seam roofing panels have been used on traditional and contemporary homes for more than a century. Their clean, graceful lines have been an enduring favorite on a wide range of architecture. Advantage-Lok II is a premium standing seam panel that was designed with low profile ribs for a softer appearance on residential structures. This product is a hidden-fastener roofing system which utilizes a high-strength snap-locking system for better wind resistance and water tightness. It is a perfect choice for up-scale residential and commercial application where weather is a concern.

Specifications

- Standing seam concealed fastener panel for roof applications
- Snap locking ribs
- Screw flange installation
- 3:12 minimum recommended roof pitch
- Suitable for solid decking

Substrates and Coatings

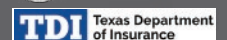
- 24 or 26 gauge steel substrate
- AZ50 core for painted products
- AZ55 core for acrylic-coated galvalume
- 45-year silicone-modified polyester coil coating system (SMP) with no coastal set back; 45-year Trinar PVDF with no coastal set-back; or 35-year Kynar PVDF with coastal set-back
- Also available in 0.032 painted aluminum at limited locations

Finish Options

- Over 20 colors in stock
- Acrylic-Coated Galvalume

Approvals and Certifications


- Metal Construction Association Certified
- Florida Building Code Approved
- Texas Department of Insurance Approved
- Highest UL Ratings for Wind Uplift, Fire and Impact Resistance



CERTIFICATIONS & TESTING

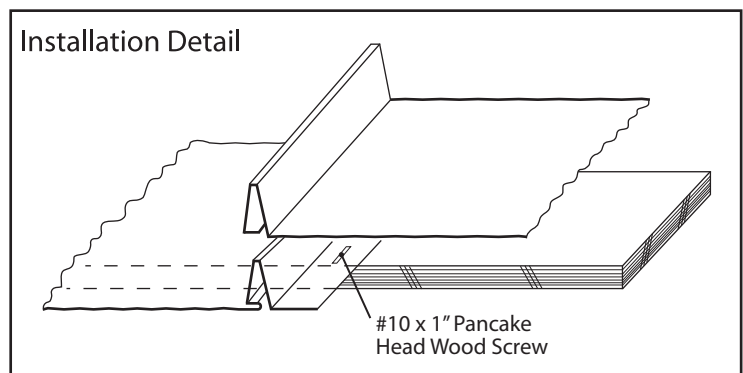
- UL 580 Class 90 Wind Uplift
- UL 790 Fire Resistance Class A
- UL 2218 Impact Resistance Class 4
- Metal Construction Association Certified
- Florida Building Code Approved
- Texas Department of Insurance Approved

PANEL DETAILS



INSTALLATION

Advantage-Lok II is a snap locking standing seam panel that's easy to install and ideal for residential and commercial applications. Panels are installed by fastening the male panel leg screw flange to the substrate with pancake head screws. The female panel rib is simply snapped over the male leg which locks it into place and conceals the fasteners. Advantage-Lok II should be installed over solid decking with a minimum recommended roof pitch of 3:12.



STORAGE

For best performance, have panels manufactured at your job site for immediate installation. No storage necessary. If preferred, panels can be crated and shipped to job site. If panels are not to be used immediately, store inside a well-ventilated and dry location. Condensation or other moisture can cause water stains or white rust which detracts from the appearance of the product and may affect the product's performance.

Any outdoor storage is at the customer's own risk. If outdoor storage cannot be avoided, protect the metal using a canvas cover or waterproof paper. Never cover the metal with plastic as this will cause condensation to form.

BEFORE BEGINNING INSTALLATION OF THIS PRODUCT, READ OUR INSTALLATION INSTRUCTIONS.

** For more information, call (800) 581-4645 or visit our website at www.reedsmetals.com **