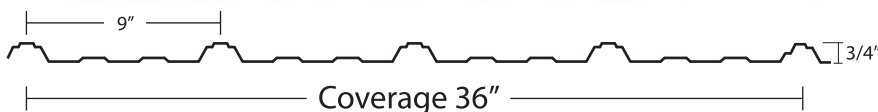



Ask your local Reed's Sales Representative which products are available for same day delivery and how this product can best suit your project.



Description

An industry leader in strength and durability, this popular and versatile panel features classic looks and is used in a wide range of applications including residential, commercial and post-frame installations. Residential Profile was designed with extra-wide ribs to increase strength and ease in handling and installation. In addition, the anti-siphoning channel atop each rib prevents moisture wicking in the presence of extreme wind and rain loads.

Specifications

- Exposed fastener panel for roof or wall applications
- 3:12 minimum recommended roof pitch
- Suitable for solid wood decking or open wood or metal framing

Substrates and Coatings

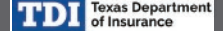
- 26 or 29 gauge steel substrate
- AZ50 core for painted products
- AZ55 core for acrylic-coated galvalume
- 45-year silicone-modified polyester coil coating system (SMP) with no coastal set back; 45-year Trinar PVDF with no coastal set-back; or 35-year Kynar PVDF with coastal set-back. (PVDF only in 26 gauge, in limited locations.)

Finish Options

- Over 20 colors in stock
- Acrylic-Coated Galvalume
- G90 Galvanized

Approvals and Certifications

- Metal Construction Association Certified
- Florida Building Code Approved
- Texas Department of Insurance Approved
- Highest UL Ratings for Wind Uplift, Fire and Impact Resistance



CERTIFICATIONS & TESTING

- UL 580 Class 90 Wind Uplift
- UL 790 Fire Resistance Class A
- UL 2218 Impact Resistance Class 4
- Metal Construction Association (MCA) Certified
- Florida Building Code Approved
- Texas Department of Insurance Approved

ALLOWABLE LOADS

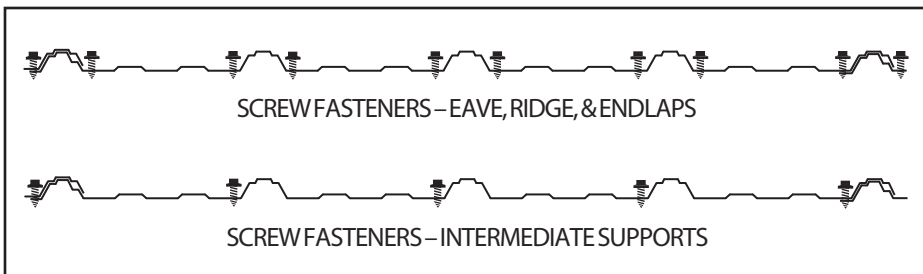
Maximum roof/purlin spacing 2' on center and maximum sidewall/girt spacing 3' on center.

SPAN (INCHES)	LIVE LOAD (lb/ft ²)						WIND LOAD (lb/ft ²)					
	18"	24"	30"	36"	48"	54"	18"	24"	30"	36"	48"	54"
29 Gauge	199	112	71	49	28	22	211	118	76	52	29	23
26 Gauge	268	150	96	67	37	29	276	155	99	69	38	30

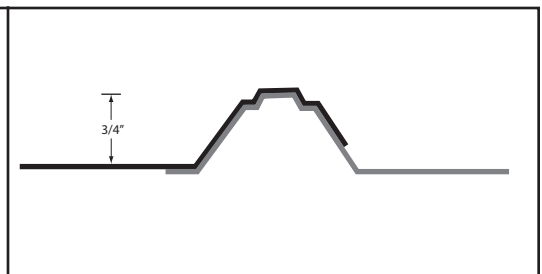
NOTES:

1. Theoretical allowable loads are based on section properties and allowables calculated in accordance with 2001 AISI Specifications.
2. Theoretical allowable loads are based on three or more uniform spans.
3. For roof panels, deduct self weight for actual 'live load' capacity of the panel.
4. These loads are for panel strength. Frames, purlins, decks and fasteners must be designed to resist all loads imposed on the panel.
5. Check local building codes if panel testing is required.

RECOMMENDED FASTENING PATTERN



PANEL OVERLAP



STORAGE

If the panels are not to be used immediately, store inside in a well-ventilated and dry location. Condensation or other moisture can form between the sheets during storage, causing white rust or water stains, which detract from the appearance of the product, and may affect the product's performance. To prevent white rust and staining, the following precautions should be taken:

1. Break the shipping bands on the metal and wipe the sheets dry.
2. Store metal on end or on an incline of at least 8" with support bands underneath to prevent sagging.
3. Fan sheets slightly at the bottom to allow for air circulation.
4. Keep the sheets off of the ground with an insulator such as wood.

Any outdoor storage is at the customer's own risk. If outdoor storage cannot be avoided, protect the metal using a canvas cover or waterproof paper. Never cover the metal with plastic as this will cause condensation to form.

BEFORE BEGINNING INSTALLATION OF THIS PRODUCT, READ OUR INSTALLATION INSTRUCTIONS.

** For more information, call (800) 581-4645 or visit our website at www.reedsmetals.com **